

SAMPLE DETAILS
SAMPLE NAME: Soothe Balm Stick

Infused, Hemp

CLIENT
Business Name: 2 - AXN Industries
(House of Alchemy)

License Number:
Address:
SAMPLE DETAIL
Batch Number: SS250126

Sample ID: 260309L009

Date Collected: 03/09/2026

Date Received: 03/09/2026

Batch Size:
Sample Size: 1.0 unit

Unit Mass: 25 grams per Unit

Serving Size:


Scan QR code to verify authenticity of results.

CANNABINOID ANALYSIS - SUMMARY
Total THC: **Not Detected**
Total CBD: **152.600 mg/unit**
Sum of Cannabinoids: **152.600 mg/unit**
Total Cannabinoids: **152.600 mg/unit**

Total THC/CBD is calculated using the following formulas to take into account the loss of a carboxyl group during the decarboxylation step:

 $Total\ THC = \Delta^9\text{-THC} + (THCa\ (0.877))$
 $Total\ CBD = CBD + (CBDa\ (0.877))$
 $Sum\ of\ Cannabinoids = \Delta^9\text{-THC} + THCa + CBD + CBDa + CBG + CBGa +$
 $THCV + THCVa + CBC + CBCa + CBDV + CBDVa + \Delta^8\text{-THC} + CBN + CBNa$
 $Total\ Cannabinoids = (\Delta^9\text{-THC} + 0.877*THCa) + (CBD + 0.877*CBDa) +$
 $(CBG + 0.877*CBGa) + (THCV + 0.877*THCVa) + (CBC + 0.877*CBCa) +$
 $(CBDV + 0.877*CBDVa) + \Delta^8\text{-THC} + (CBN + 0.877*CBNa)$
TERPENOID ANALYSIS - SUMMARY

20 TESTED, TOP 3 HIGHLIGHTED

Total Terpenoids: **0.01576%**
● β -Caryophyllene 0.1576 mg/g ● Terpinolene <LOQ

SAFETY ANALYSIS - SUMMARY
Pesticides: ND

Mycotoxins: ✔ **PASS**
Residual Solvents: ND


Heavy Metals: ✔ **PASS**
Microbiology (PCR): ND

Microbiology (Plating): ND

 These results relate only to the sample included on this report.
 This report shall not be reproduced, except in full, without written approval of the laboratory.

Sample Certification: Colorado Marijuana Rules 1 CCR 212-3

References: limit of detection (LOD), limit of quantification (LOQ), not detected (ND), not tested (NT),
 $\mu\text{g/g} = \text{ppm}$, $\mu\text{g/kg} = \text{ppb}$, too numerous to count >250 cfu/plate (TNTC), colony-forming unit (cfu)


 Approved by: Sam Schumann
 Laboratory Director
 Date: 03/30/2026



Cannabinoid Analysis

Tested by high-performance liquid chromatography with diode-array detection (HPLC-DAD).

Method: (GLB-TM-14) Cannabinoid Potency Determination

TOTAL THC: Not Detected

Total THC (Δ^9 -THC+0.877*THCa)

TOTAL CBD: 152.600 mg/unit

Total CBD (CBD+0.877*CBDA)

TOTAL CANNABINOIDS: 152.600 mg/unit

Total Cannabinoids (Total THC) + (Total CBD) + (Total CBG) + (Total THCV) + (Total CBC) + (Total CBDV) + Δ^8 -THC + (Total CBN)

TOTAL CBG: ND

Total CBG (CBG+0.877*CBGa)

TOTAL THCV: ND

Total THCV (THCV+0.877*THCVa)

TOTAL CBC: <LOQ

Total CBC (CBC+0.877*CBCa)

TOTAL CBDV: ND

Total CBDV (CBDV+0.877*CBDVa)

Exclusions¹ see last page

Terpenoid Analysis

Terpene analysis utilizing gas chromatography-mass spectrometry (GC-MS).

Method: (GLB-TM-22) Terpene Determination - Hydrogen Carrier

Exclusions² see last page

CANNABINOID TEST RESULTS - 03/11/2026

COMPOUND	LOD/LOQ (mg/g)	MEASUREMENT UNCERTAINTY (mg/g)	RESULT (mg/g)	RESULT (%)
CBD	0.077 / 1.621	±0.4090	6.104	0.6104
CBC	0.008 / 0.632	N/A	<LOQ	<LOQ
Δ^9 -THC	0.018 / 1.621	N/A	ND	ND
Δ^8 -THC	0.026 / 1.783	N/A	ND	ND
THCa	0.068 / 1.435	N/A	ND	ND
THCV	0.031 / 0.324	N/A	ND	ND
THCVa	0.024 / 1.264	N/A	ND	ND
CBDA	0.091 / 1.662	N/A	ND	ND
CBDV	0.058 / 0.381	N/A	ND	ND
CBDVa	0.026 / 0.697	N/A	ND	ND
CBG	0.044 / 0.357	N/A	ND	ND
CBGa	0.030 / 1.499	N/A	ND	ND
CBN	0.027 / 0.470	N/A	ND	ND
CBCa	0.029 / 0.575	N/A	ND	ND
CBNa	0.024 / 1.021	N/A	ND	ND
SUM OF CANNABINOIDS			6.104 mg/g	0.6104%

Unit Mass: 25 grams per Unit

Δ^9 -THC per Unit	ND
Total THC per Unit	ND
CBD per Unit	152.600 mg/unit
Total CBD per Unit	152.600 mg/unit
Sum of Cannabinoids per Unit	152.600 mg/unit
Total Cannabinoids per Unit	152.600 mg/unit

TERPENOID TEST RESULTS - 03/13/2026

COMPOUND	LOD/LOQ (mg/g)	MEASUREMENT UNCERTAINTY (mg/g)	RESULT (mg/g)	RESULT (%)
β -Caryophyllene	0.0368 / 0.1228	±0.00574	0.1576	0.01576
Terpinolene	0.0654 / 0.2181	N/A	<LOQ	<LOQ
α -Bisabolol	0.4021 / 1.3403	N/A	ND	ND
α -Humulene	0.1133 / 0.3778	N/A	ND	ND
α -Pinene	0.3056 / 1.0185	N/A	ND	ND
α -Terpinene	0.0369 / 0.1228	N/A	ND	ND
β -Ocimene	0.1860 / 0.6199	N/A	ND	ND
β -Pinene	0.3002 / 1.0007	N/A	ND	ND
Camphene	0.2897 / 0.9658	N/A	ND	ND
Caryophyllene Oxide	0.6991 / 2.3304	N/A	ND	ND
Δ^3 -Carene	0.0709 / 0.2365	N/A	ND	ND

Continued on next page



Terpenoid Analysis *Continued*

TERPENOID TEST RESULTS - 03/13/2026 *continued*

COMPOUND	LOD/LOQ (mg/g)	MEASUREMENT UNCERTAINTY (mg/g)	RESULT (mg/g)	RESULT (%)
Eucalyptol	0.0535 / 0.1783	N/A	ND	ND
γ-Terpinene	0.0547 / 0.1825	N/A	ND	ND
Geraniol	0.4202 / 1.4005	N/A	ND	ND
Isopulegol	0.2257 / 0.7525	N/A	ND	ND
Limonene	0.0822 / 0.2741	N/A	ND	ND
Linalool	0.1516 / 0.5054	N/A	ND	ND
Myrcene	0.1623 / 0.5411	N/A	ND	ND
Nerolidol	0.0639 / 0.2131	N/A	ND	ND
p-Cymene	0.0544 / 0.1814	N/A	ND	ND
TOTAL TERPENOIDS			0.1576 mg/g	0.01576%

1 β-Caryophyllene
 A sesquiterpene with a fragrance that can be described as spicy, woody, dry, dusty and mildly sweet. It was one of the first organic compounds to fully synthesized in a laboratory and plays a role in the endocannabinoid system as it is a functional CB₂ receptor agonist. Found in black pepper, clove, hops, rosemary, black-jack, perilla, spicebush, Indian pennywort, celery, frankincense, vitex, parsley, marigold, tamarind...etc.

2 Terpinolene
 Also known as δ-terpinene, it is of four isomers of the monoterpene Terpinene. It has a fragrance that can be described as fresh, woody, piney, herbal with a hint of lemon. Found in conifers, cumin, apple, rosemary, sage, tea tree, lilac, nutmeg...etc.

Pesticide Analysis

PESTICIDE TEST RESULTS - 03/11/2026 ND

Pesticide and plant growth regulator analysis utilizing high-performance liquid chromatography-mass spectrometry (HPLC-MS).

Method: (GLB-TM-17) Pesticide Analysis by LC-MS & GC-MS

Exclusions³ see last page

COMPOUND	LOD/LOQ (µg/g)	MEASUREMENT UNCERTAINTY (µg/g)	RESULT (µg/g)
Abamectin	0.224 / 0.746	N/A	ND
Acephate	0.005 / 0.016	N/A	ND
Acetamiprid	0.008 / 0.025	N/A	ND
Azoxystrobin	0.004 / 0.015	N/A	ND
Bifentazate	0.002 / 0.008	N/A	ND
Boscalid	0.015 / 0.05	N/A	ND
Carbaryl	0.022 / 0.074	N/A	ND
Carbofuran	0.002 / 0.007	N/A	ND
Chlorantraniliprole	0.017 / 0.057	N/A	ND
Chlorpyrifos	0.006 / 0.02	N/A	ND
Clofentezine	0.003 / 0.009	N/A	ND
Diazinon	0.003 / 0.01	N/A	ND
Dichlorvos (DDVP)	0.218 / 0.728	N/A	ND
Dimethoate	0.002 / 0.007	N/A	ND
Ethoprophos	0.014 / 0.047	N/A	ND
Etofenprox	0.007 / 0.024	N/A	ND
Etozazole	0.009 / 0.03	N/A	ND
Fenoxycarb	0.005 / 0.018	N/A	ND
Fenpyroximate	0.007 / 0.022	N/A	ND
Fipronil	0.028 / 0.094	N/A	ND
Flonicamid	0.004 / 0.015	N/A	ND
Fludioxonil	0.006 / 0.021	N/A	ND
Hexythiazox	0.015 / 0.048	N/A	ND

Continued on next page



Pesticide Analysis *Continued*

PESTICIDE TEST RESULTS - 03/11/2026 *continued ND*

COMPOUND	LOD/LOQ (µg/g)	MEASUREMENT UNCERTAINTY (µg/g)	RESULT (µg/g)
Imazalil	0.01 / 0.034	N/A	ND
Imidacloprid	0.009 / 0.031	N/A	ND
Kresoxim-methyl	0.016 / 0.054	N/A	ND
Malathion	0.011 / 0.037	N/A	ND
Metalaxyl	0.003 / 0.009	N/A	ND
Methiocarb	0.006 / 0.019	N/A	ND
Methomyl	0.002 / 0.006	N/A	ND
MGK-264	0.017 / 0.055	N/A	ND
Myclobutanil	0.015 / 0.051	N/A	ND
Naled	0.008 / 0.027	N/A	ND
Oxamyl	0.002 / 0.008	N/A	ND
Paclobutrazol	0.004 / 0.012	N/A	ND
Permethrin	0.021 / 0.069	N/A	ND
Phosmet	0.005 / 0.018	N/A	ND
Propoxur	0.003 / 0.011	N/A	ND
Pyridaben	0.011 / 0.035	N/A	ND
Spinosad	0.013 / 0.043	N/A	ND
Spiromesifen	0.023 / 0.076	N/A	ND
Spirotetramat	0.003 / 0.011	N/A	ND
Spiroxamine	0.014 / 0.046	N/A	ND
Tebuconazole	0.013 / 0.042	N/A	ND
Thiacloprid	0.004 / 0.012	N/A	ND
Thiamethoxam	0.004 / 0.012	N/A	ND
Trifloxystrobin	0.003 / 0.011	N/A	ND



Mycotoxin Analysis

MYCOTOXIN TEST RESULTS - 03/11/2026 ✔ PASS

Mycotoxin analysis utilizing high-performance liquid chromatography-mass spectrometry (HPLC-MS).

Method: (GLB-TM-18) Mycotoxins Contamination Determination in Concentrates

COMPOUND	LOD/LOQ (µg/kg)	ACTION LIMIT (µg/kg)	MEASUREMENT UNCERTAINTY (µg/kg)	RESULT (µg/kg)	RESULT
Aflatoxin B1	0.313 / 1.03	5	N/A	ND	PASS
Aflatoxin B2	0.313 / 1.03		N/A	ND	
Aflatoxin G1	0.333 / 1.10		N/A	ND	
Aflatoxin G2	0.354 / 1.17		N/A	ND	
Ochratoxin A	0.717 / 2.37	5	N/A	ND	PASS
Total Aflatoxin		20		ND	PASS



Residual Solvents Analysis

Residual Solvent analysis utilizing gas chromatography-mass spectrometry (GC-MS).

Method: (GLB-TM-04) Residual Solvent Determination - Helium Carrier Gas

Total Butanes = n-Butane + 2-Methylpropane (Isobutane)
Total Xylenes = 1,2-Dimethylbenzene (o-Xylene) + 1,3-Dimethylbenzene (m-Xylene) / 1,4-Dimethylbenzene (p-Xylene)

Exclusions⁴ see last page

RESIDUAL SOLVENTS TEST RESULTS - 03/10/2026 ND

COMPOUND	LOD/LOQ (µg/g)	MEASUREMENT UNCERTAINTY (µg/g)	RESULT (µg/g)
Propane	11.229 / 37.429	N/A	ND
2-Methylpropane (Isobutane)	11.966 / 39.887	N/A	ND
n-Butane	11.68 / 38.932	N/A	ND
Total Butanes			ND
n-Pentane	9.093 / 30.31	N/A	ND
n-Hexane	0.458 / 1.526	N/A	ND
n-Heptane	5.818 / 19.394	N/A	ND
Benzene	0.014 / 0.047	N/A	ND
Toluene	1.051 / 3.503	N/A	ND
1,3-Dimethylbenzene (m-Xylene) / 1,4-Dimethylbenzene (p-Xylene)	3.191 / 10.637	N/A	ND
1,2-Dimethylbenzene (o-Xylene)	3.296 / 10.987	N/A	ND
Total Xylenes			ND
Methanol	11.936 / 39.787	N/A	ND
Ethanol	6.084 / 20.28	N/A	ND
2-Propanol (Isopropyl Alcohol)	12.039 / 40.129	N/A	ND
Acetone	8.119 / 27.063	N/A	ND
Ethyl Acetate	7.018 / 23.394	N/A	ND

Heavy Metals Analysis

Heavy metal analysis utilizing inductively coupled plasma-mass spectrometry (ICP-MS).

Method: (GLB-TM-19) Metals Determination

HEAVY METALS TEST RESULTS - 03/11/2026 ✔ PASS

COMPOUND	LOD/LOQ (µg/g)	ACTION LIMIT (µg/g)	MEASUREMENT UNCERTAINTY (µg/g)	RESULT (µg/g)	RESULT
Arsenic	0.009 / 0.030	1.5	N/A	<LOQ	PASS
Cadmium	0.013 / 0.044	0.5	N/A	ND	PASS
Lead	0.012 / 0.040	0.5	N/A	ND	PASS
Mercury	0.011 / 0.036	1.5	N/A	ND	PASS

Microbiology Analysis

PCR AND PLATING

Analysis conducted by polymerase chain reaction (PCR) and fluorescence detection of microbiological contaminants.

Method: (GLB-TM-25) Bioburden Testing for STEC & Salmonella or (GLB-TM-37) Microbiological Detection of Pathogenic Aspergillus

MICROBIOLOGY TEST RESULTS (PCR) - 03/13/2026 ND

COMPOUND	RESULT
Salmonella spp.	ND
Shiga toxin-producing Escherichia coli	ND



Microbiology Analysis *Continued*

MICROBIOLOGY TEST RESULTS (PLATING) - 03/13/2026 ND

Analysis conducted by 3M™ Petrifilm™ and plate counts of microbiological contaminants.

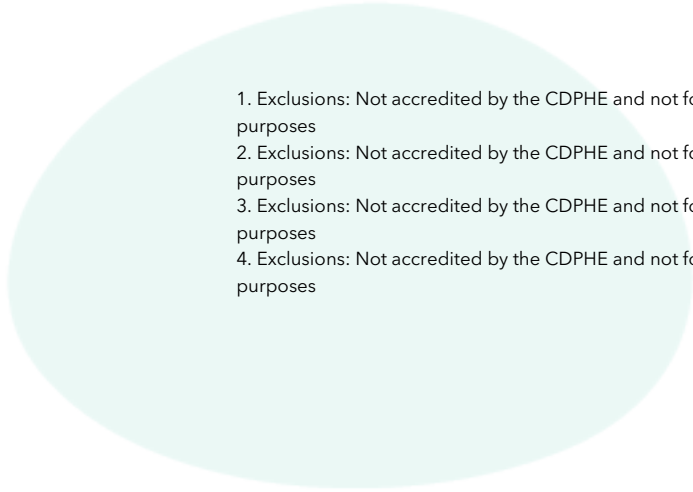
Method: (GLB-TM-24) Bioburden Testing for Total Yeast and Mold

COMPOUND	RESULT (cfu/g)
Coliforms	ND
Total Yeast and Mold	ND

NOTES

Sample unit mass provided by client.

1. Exclusions: Not accredited by the CDPHE and not for official purposes
2. Exclusions: Not accredited by the CDPHE and not for official purposes
3. Exclusions: Not accredited by the CDPHE and not for official purposes
4. Exclusions: Not accredited by the CDPHE and not for official purposes



SAMPLE DETAILS

SAMPLE NAME: Soothe Balm Stick

Infused, Hemp

CLIENT

Business Name: House of Alchemy
LLC

License Number:

Address: 23110 State Rd 54, Unit 361
Lutz FL 33549

SAMPLE DETAIL

Batch Number: SS250126

Sample ID: 260320P001

Date Collected: 03/20/2026

Date Received: 03/20/2026

Batch Size:

Sample Size:

Unit Mass:

Serving Size:

Scan QR code to verify
authenticity of results.


SAFETY ANALYSIS - SUMMARY

Microbiology (Plating): ND

These results relate only to the sample included on this report.
This report shall not be reproduced, except in full, without written approval of the laboratory.

Sample Certification: Colorado Marijuana Rules 1 CCR 212-3

References: limit of detection (LOD), limit of quantification (LOQ), not detected (ND), not tested (NT),
 $\mu\text{g/g}$ = ppm, $\mu\text{g/kg}$ = ppb, too numerous to count >250 cfu/plate (TNTC), colony-forming unit (cfu)



Approved by: Sam Schumann
Laboratory Director
Date: 03/30/2026

Amendment to Certificate of Analysis 260320P001-001



Microbiology Analysis

PLATING

Analysis conducted by 3M™ Petrifilm™ and plate counts of microbiological contaminants.

Method: (GLB-TM-24) Bioburden Testing for Total Yeast and Mold

MICROBIOLOGY TEST RESULTS (PLATING) - 03/26/2026 ND

COMPOUND	RESULT (cfu/g)
Total Aerobic Bacteria	ND

